

634-FL

Floor Locks

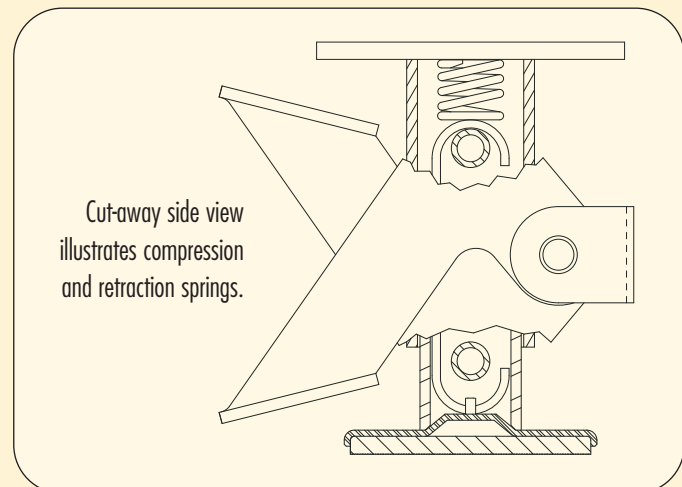
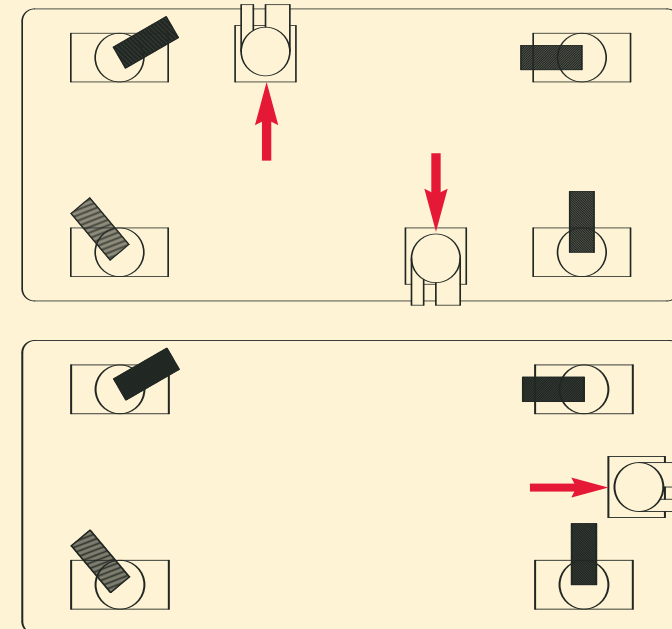
DOUBLE PEDAL DESIGN

This superb floor lock is unmatched in design and performance, and is adaptable to all types of portable equipment. The double pedals will not allow the operator to place foot under the load. Large steel disc has non-marking rubber pad for non-slip floor contact. All steel construction eliminates maintenance. Electro-plated zinc finish.

How To Operate:

- Simply press down on the larger pedal to set positive locking force of 90 to 120 lbs. against the floor.
- Press down on the release pedal and spring quickly returns lock to non-operating position.
- Both pedals are out in front for safety and ease of operation.

Floor Lock Locations:



DOUBLE PEDAL FLOOR LOCKS*							
Overall Height Extended inches	Overall Height Retracted inches	Catalog Number	Approx. Weight lbs	Width by Length inches	Bolt Hole Spacing inches	Size of Bolt Holes inches	Suggested for use with Payson series listed below
5%	4%	558-FL	4½	3¾ x 4½	2½ x 3½ slotted to 3 x 3	2½/4	070-4
5¾	5	534-FL	4½				190-4; 200-4; 290-4
6¼	5½	614-FL	4½				050-5; 060-5
6½	5¾	612-FL	4½				070-5
6¾	6	634-FL	4¾				190-5; 200-5; 290-5
7¼	6½	714-FL	4¾				050-6; 060-6
7¾	7	734-FL	4¾				070-6; 190-6; 200-6; 290-6; 300-6
9¾	9	934-FL	5				190-8; 200-8; 290-8
10½	9¾	1012-FL	5				300-8

*Other sizes and mounting plates can be fabricated. Consult factory.
Note: Select floor lock with extended height slightly greater (1/8" to 3/8") than associated caster over-all height.

Expandable Stems

EXPANDABLE STEMS, SWIVEL						
WHEEL SPECIFICATIONS			CATALOG NUMBER	Approx. Weight lbs	Swivel Radius inches	Height Less Stem
Diameter x Width inches	Type	Cap Each lbs	Oilite and Ball Bearing Wheels			
2 x 7/8	Payflex	125	019-20X	1¾	2¾	4
	Payrock	210	019-20H			
3 x 13/16	Payflex	100	019-30X	1¾	2¾	4
	Payrock	125	019-30H			
3 x 1¼	Payflex	125	059-30X	1¾	2¾	4
	Payrock	210	059-30H			
3½ x 1¼	Payflex	200	059-3 ½OX	2¼	3½	4¾
	Payrock	240	059-3 ½OH			
4 x 3½/2	Payflex	110	029-40X	1½	3%	4¾
	Payrock	135	029-40H			
4 x 1¼	Payflex	165	059-40X	2½	3½	5
	Payrock	255	059-40H			
5 x 1	Payflex	125	029-50X	2	4½	5¾
	Payrock	145	029-50H			
	Mirakush	145	029-5DR			
	Miratek	165	029-5DF			
5 x 1¼	Payflex	190	059-50X	3	4½	6½
	Payrock	260	059-50H			
5 x 1½	Mirakush	200	059-5BR	2½	4½	6½
	Miratek	240	059-5BF			

When ordering you must list a suffix letter to designate the desired stem size. e.g. 059-5BR-C (stem size being 1½" to 1¾")

- A = 7/8 to 1
- B = 1 to 1½
- C = 1½ to 1¾
- D = 1¾ to 2
- E = 2 to 2½
- F = 2½ to 3
- G = 3 to 3½
- H = 3½ to 4

"WK" Brake available.

Angle Iron Stems

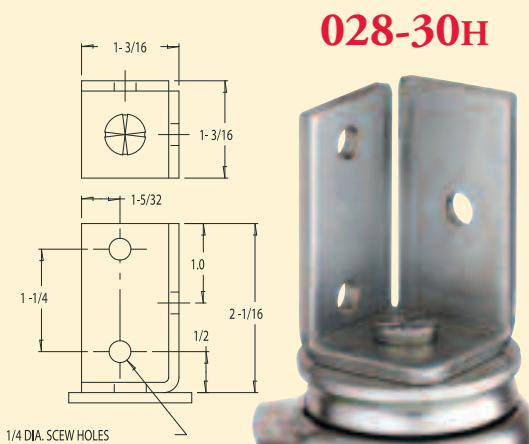
028 SERIES SWIVEL						
WHEEL SPECIFICATIONS			CATALOG NUMBER	Approx. Weight lbs	Swivel Radius inches	Height Less Stem
Diameter x Width inches	Type	Cap Each lbs	Plain and Oilite Self Lubrication Bearings			
2 x 7/8	Payron	100	028-2PS	½	2	2¾
	Payflex	75	028-20X			
	Payrock	100	028-20H			
3 x 13/16	Payflex	75	028-30X	1	2¾	3¼
	Payrock	100	028-30H			
4 x 3½/2	Payflex	110	028-40X	1¼	3½	4¾
	Payrock	135	028-40H			
5 x 3½/2	Payflex	125	028-50X	1½	4¼	5¾
	Payrock	145	028-50H			

"WK" Brakes Available.




029-40X-F

Expandable Stem Series is equipped with rubber expansion adapter, which expands to fit the tubing by rotating the hex head nut at the base. Please indicate desired stem adapter via a Suffix letter.



028-30H



"028" Series has double ball bearing swivel. The angle bracket caster can be attached from the outside or inside. Electro-plated finish. Nut and bolt axles.