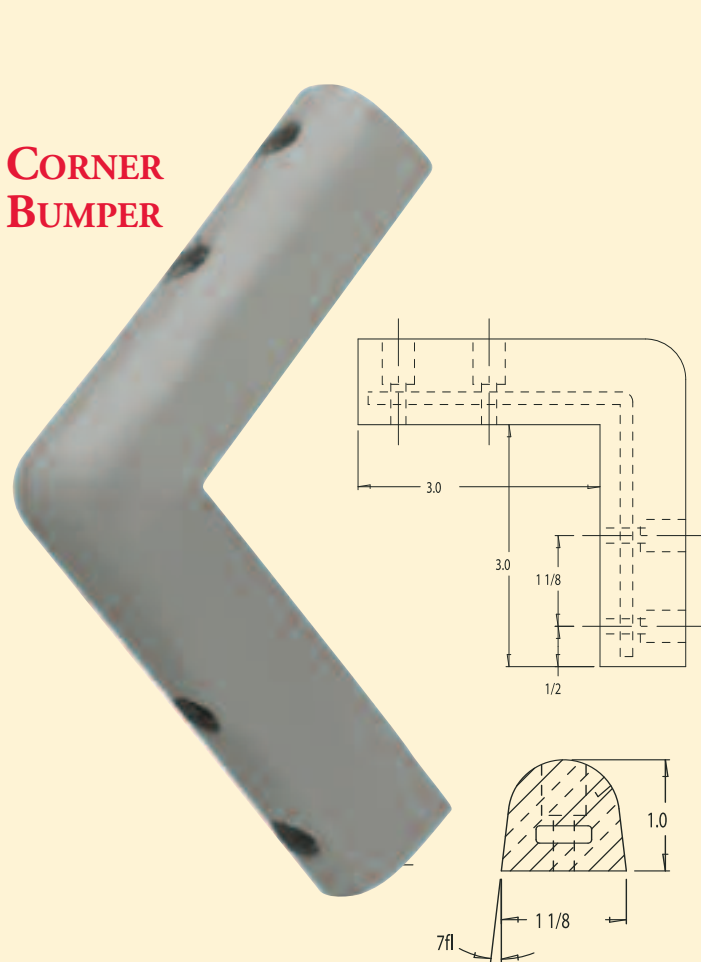



**CORNER BUMPER**



**HANDLE BUMPER**



**STRIP BUMPER**



# Bumpers

## CB331 CORNER BUMPER

Constructed of a tough non-marking grey rubber compound which will protect all surfaces. Combined with our SB-333 Strip Bumper, uniform and continuous protection is provided around the entire unit.

CB-331 CORNER BUMPER		
Catalog Number	Approx Weight lbs	Specifications
CB-331	3/8	(See Line Drawing)

## SB-333 STRIP BUMPER

Flat based rubber strip is easily applied. Does not require a special channel. A rectangular shaped tunnel allows for insertion of an optional flat metal strip, for extra strength.

SB-333 STRIP BUMPER		
Catalog Number	Approx Weight lbs/ft	Specifications
SB-333	1/2	(See Line Drawing)
SB-333-MS	3/4	3/4 Metal Strip Included

## HB-325 HANDLE BUMPER

Most frequently installed on the ends of tubular handles of hand and platform trucks to give needed protection to walls and doorways. A flat steel insert is molded into this non-marking bumper which insures additional strength.

HB-325 HANDLE BUMPER		
Catalog Number	Approx Weight lbs	Specifications
HB-325	1/4	(See Line Drawing)

# Round Ball Casters

These Round Ball Office Chair Casters are designed for use on luxury chairs and furniture. Extra large ball is designed to provide easy rolling on carpeted floors while distributing the load to reduce wear.

**Applications:**

For quality chairs and furniture where a combination of style and rugged durability are prerequisites.

**Engineering Data:**

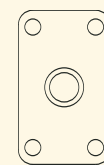
Extra large diameter double ball bearing raceways for greater strength and easier swiveling. Larger diameter ball-type wheel for greater distribution of load and easy rolling.

**Standard Features/Components:**

Zinc plated finish is standard, although Bright Chrome and English Bronze are available. Please specify via a Suffix Letter.



### Plate & Stems Available:



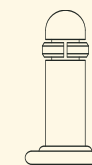
**000 Plate**  
1 x 2 1/4 Spacing, 1 1/4 holes



**002 Grip Neck**  
5/16 x 1 1/2



**"HI" Socket**  
For use with 002 Stem in wood 3/8 I.D. Hole




**003 Ring Ret**  
7/16 x 1 1/2  
3/8 x 1




**004 Threaded**  
5/16 - 18 x 1 1/2  
3/8 - 16 x 1 1/2



**007 Plain Round**  
7/16 x 1 7/8  
For use in "PS" Sockets



**00870 - PS**  
Socket for 1 x 16 gauge tubing of 7/8 I.D.



**00906 - PS**  
Socket for 1 x 18 gauge tubing of 29/32 I.D.

000-007 SERIES SWIVEL											
WHEEL SPECIFICATIONS					CATALOG NUMBER						
Diameter inches	Type	Cap Each lbs	Height (less stem)	Approx Weight lbs	1 1/2 x 3 plate 1 x 2 1/4 holes 1 1/4	5/16 x 1 1/2 Grip Neck Stem	7/16 x 1 1/2 Ring Ret. Stem	3/8 x 1 Ring Ret. Stem	5/16 - 18 x 1 1/2 Threaded Stem	3/8 - 16 x 1 1/2 Threaded Stem	7/16 x 1 7/8 Round Stem
2	Payflex	75	2 3/4	1/4	000-20X	002-20X	003-20X	Z003-20X	004-20X	Z004-20X	007-20X
	Payrock	100			000-20H	002-20H	003-20H	Z003-20H	004-20H	Z004-20H	007-20H
2 1/2	Payflex	110	3 3/4	7/8	000-2 1/2OX	002-2 1/2OX	003-2 1/2OX	Z003-2 1/2OX	004-2 1/2OX	Z004-2 1/2OX	007-2 1/2OX
	Payrock	140			000-2 1/2OH	002-2 1/2OH	003-2 1/2OH	Z003-2 1/2OH	004-2 1/2OH	Z004-2 1/2OH	007-2 1/2OH

**Finishes Available:** ZP = Zinc Plated BC = Bright Chrome EB = English Bronze