

080-3UM

- 3" swivel
- Anti-friction roller bearing
- Plexite phenolic resin wheel



081-3UL

- 3" rigid
- Anti-friction roller bearing
- Solid poly wheel

080/081
MEDIUM HEAVY


SANITARY CASTERS

The 080 has been especially designed to carry heavy loads in which a low over-all height and wide tread wheel are essential ingredients. Construction is of heavy gauge, cold-rolled steel, double ball bearing design, embossed for additional strength and style.

Applications:

For equipment in the range of 1500 - 5000 lbs. Large wheel selection allows for a variety of general applications. Especially suited for rugged conditions. Stem model available - consult factory.

Raceway Construction:




Standard Engineering Data:

- .225 top plate.
- 5/16" hydraulically upset kingpin.
- One-piece .149 wrap-around bracket staked to .165 top cup.
- .149 bottom cup.
- Case hardened.
- 1/2" axle.
- Zinc plated.
- Lubrication fittings.


Companion "081" Rigid:

.149 embossed legs welded to a .225 top plate.

Wheels & Optional Extras:



Peejay
polyolefin plastic



Plexite Phenolic
macerated canvas



Paythane
solid polyurethane



WS Wheel Seals
locks out foreign matter



TG Thread Guards
cannot be used with WK brakes



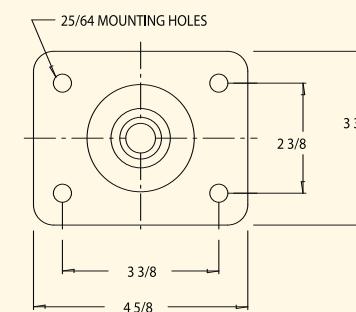
SL 4-Position Swivel Lock
plunger engages at 90° angles



WK Brake
locks wheel, not used with Thread Guards, swivel only



SS Swivel Seal
Neoprene seals protect swivel raceways



"B" Top Plate
Suffix-B

080 SWIVEL & 081 RIGID SPECIFICATIONS

WHEEL SPECIFICATIONS				CATALOG NUMBER		Approx. Weight lbs	Swivel Radius inches	Height Over-All inches	Top Plate Standard, Swivel, Rigid	Top Plate -B Optional, Swivel Only
Diameter inches	Width inches	Type	Cap Each lbs	Swivel	Rigid					
3	1 13/16	Plexite Roller Bearing	700	080-3UM	081-3UM	3 1/2	3 3/16	4 1/4	Width by Length: 3 3/4 x 4 5/8" Bolt Hole Spacing: 2 5/8 x 3 5/8" slotted to 3 x 3" Bolt Hole Size: 2 5/64" holes	Width by Length: 3 3/4 x 4 5/8" Bolt Hole Spacing: 2 3/8 x 3 3/8" spacing Bolt Hole Size: 2 1/64" holes
		Plexite Delrin Bearing	700	080-3DM	081-3DM					
3	1 13/16	Solid Poly Roller Bearing	700	080-3UL	081-3UL	3 1/2	3 3/16	4 1/4	Width by Length: 3 3/4 x 4 5/8" Bolt Hole Spacing: 2 5/8 x 3 5/8" slotted to 3 x 3" Bolt Hole Size: 2 5/64" holes	Width by Length: 3 3/4 x 4 5/8" Bolt Hole Spacing: 2 3/8 x 3 3/8" spacing Bolt Hole Size: 2 1/64" holes
		Solid Poly Delrin Bearing	700	080-3DL	081-3DL					
		Polyolefin Plain Bore	600	080-3PJ	081-3PJ					

L080 LIGHT DUTY SPECIFICATIONS

WHEEL SPECIFICATIONS				CATALOG NUMBER		Approx. Weight lbs	Swivel Radius inches	Height Over-All inches	Top Plate Standard, Swivel, Rigid
Diameter inches	Width inches	Type	Cap Each lbs	Swivel	Rigid				
3	1 13/16	Polyolefin Plain Bore	300	L080-3PJ	L081-3PJ	1	3 1/4	3 1 1/16	Width by Length: 2 1/2 x 3 3/4". Spacing 1 3/4 x 2 7/8"-3 Bolt Hole Size: 2 1/64"

- Weights shown represent swivels; Rigid casters weigh approximately 15% less.
- Standard Top Plate will be supplied unless -B Optional is specified. For example: 080-3UM-B